



The automatic shelf system optimally utilizes the floor space of an object.

The tower system can be designed as above-ground or underground system or as a combination of both variants.

- Elevator for vertical transport
- Optional turning unit
- Vehicle height variable
- Different level height possible
- Up to 15 parking levels
- One to four cars per parking level
- Floor loads per parking space: 2500 kg
- Higher loads per parking space possible upon request
- Variable car dimensions upon request

Please note the separate technical information.

Page 1
Title page

Page 2
Shaft

Page 3
Tower

Page 4
Variants

Shaft design

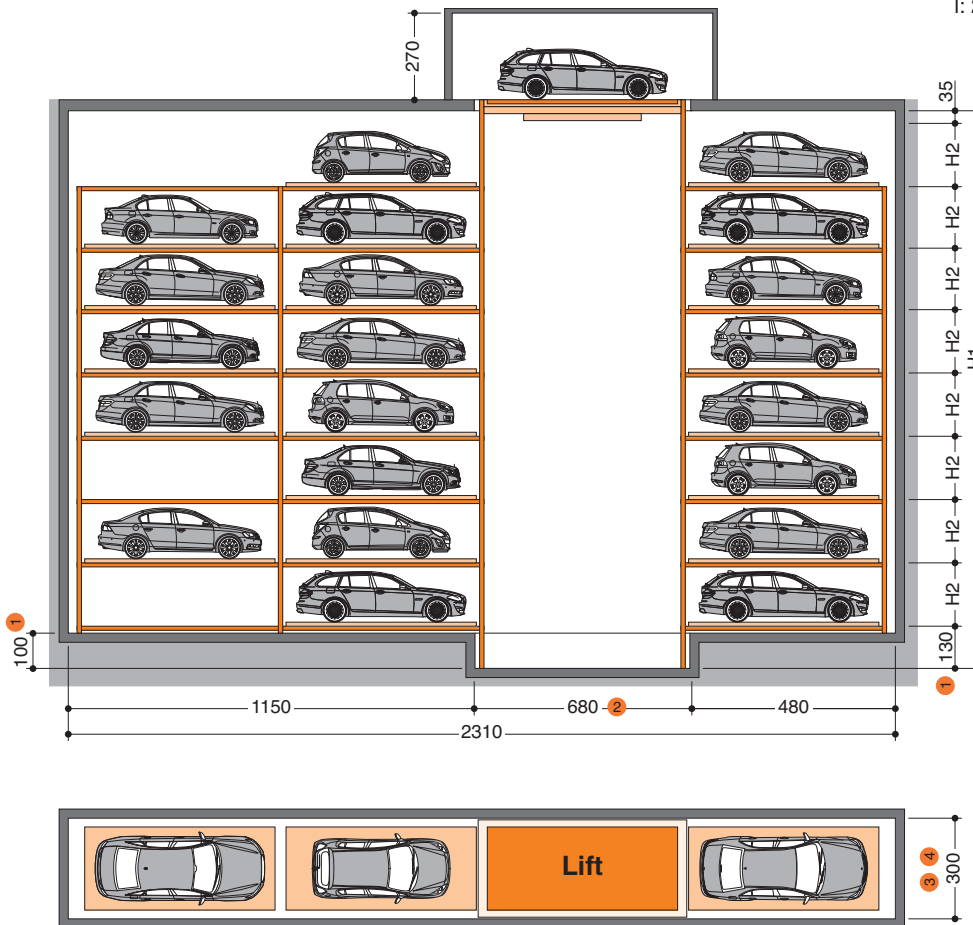
- For 1–15 levels
- Transfer cabin arranged centrally above the lift
- Parking levels with different heights for variable vehicle heights
- Two-row arrangement maximum possible

- In case of a two-row arrangement, one empty space per vehicle height for moving purposes
- Turning unit optional (in transfer cabin or in system)

Shaft design

Electrical cabinet

Close to the transfer cabin room for an electrical cabinet is to be provided.
Minimum dimensions:
l: 240 cm, w: 200 cm, h: 230 cm.



Height dimensions

| levels | all levels for vehicles up to 160 cm | | | 3 levels for vehicles up to 200 cm | | |
|--------|--------------------------------------|-----|------------|------------------------------------|-----|------------|
| | H1 | H2 | car height | H1 | H2 | car height |
| 1 | 337 | 172 | 160 | 377 | 212 | 200 |
| 2 | 509 | 172 | 160 | 549 | 212 | 200 |
| 3 | 681 | 172 | 160 | 761 | 212 | 200 |
| 4 | 868 | 172 | 160 | 948 | 172 | 160 |
| 5 | 1040 | 172 | 160 | 1120 | 172 | 160 |
| 6 | 1212 | 172 | 160 | 1292 | 172 | 160 |
| 7 | 1384 | 172 | 160 | 1464 | 172 | 160 |
| 8 | 1571 | 172 | 160 | 1651 | 172 | 160 |

- 1 The dimension is increased by 25 cm, if a turning unit is integrated on a parking level or a transfer cabin is used.
- 2 If a turning unit is integrated on a parking level, the dimension is increased depending on the vehicle length.
- 3 Only valid for standard vehicle dimensions and a maximum of 8 levels.
- 4 The dimension may vary depending on the desired vehicle widths, weights, optional turning inside the system and the number of levels.

Page 1
Title page

Page 2
Shaft

Page 3
Tower

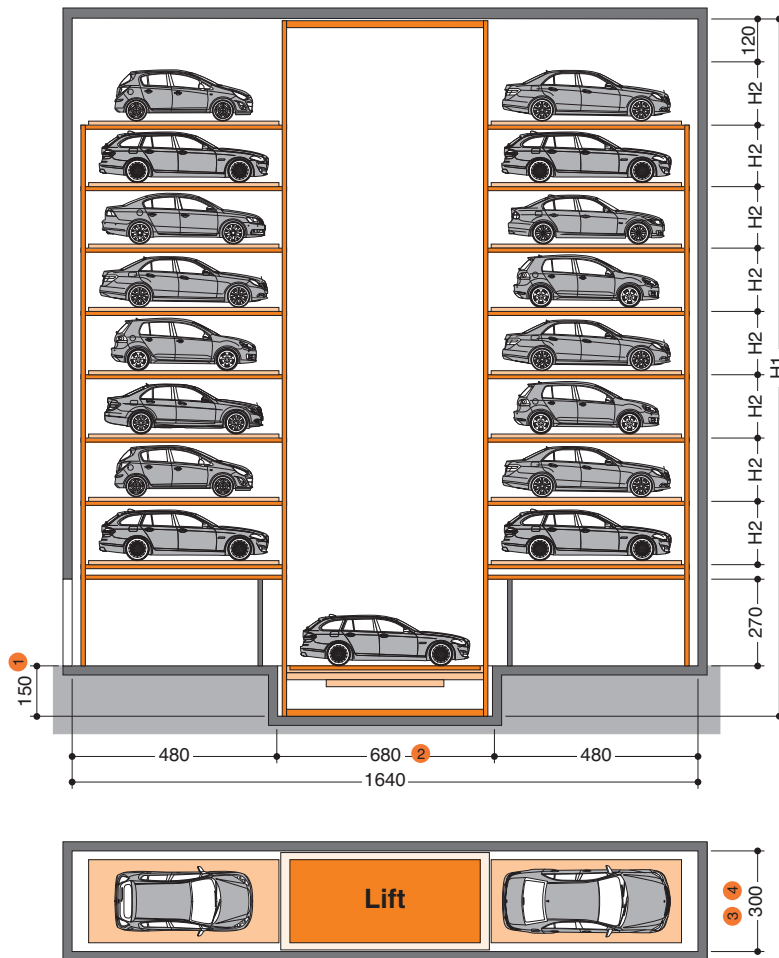
Page 4
Variants

Tower design

- For 1–15 levels
- Transfer cabin arranged centrally inside the lift
- Parking levels with different heights for variable vehicle heights
- Two-row arrangement maximum possible

- In case of a two-row arrangement, one empty space per vehicle height for moving purposes
- Turning unit optional (in transfer cabin or in system)

Tower design



Electrical cabinet

Close to the transfer cabin room for an electrical cabinet is to be provided.
Minimum dimensions:
l: 240 cm, w: 200 cm, h: 230 cm.

Height dimensions

| levels | all levels for vehicles up to 160 cm | | | 4 levels for vehicles up to 200 cm | | |
|--------|--------------------------------------|-----|------------|------------------------------------|-----|------------|
| | H1 | H2 | car height | H1 | H2 | car height |
| 1 | 742 | 172 | 160 | 782 | 212 | 200 |
| 2 | 914 | 172 | 160 | 994 | 212 | 200 |
| 3 | 1086 | 172 | 160 | 1206 | 212 | 200 |
| 4 | 1273 | 172 | 160 | 1433 | 212 | 200 |
| 5 | 1445 | 172 | 160 | 1605 | 172 | 160 |
| 6 | 1617 | 172 | 160 | 1777 | 172 | 160 |
| 7 | 1789 | 172 | 160 | 1949 | 172 | 160 |
| 8 | 1961 | 172 | 160 | 2136 | 172 | 160 |

- 1 The dimension is increased by 25 cm, if a turning unit is integrated on a parking level or a transfer cabin is used.
- 2 If a turning unit is integrated on a parking level, the dimension is increased depending on the vehicle length.
- 3 Only valid for standard vehicle dimensions and a maximum of 8 levels.
- 4 The dimension may vary depending on the desired vehicle widths, weights, optional turning inside the system and the number of levels.

Page 1
Title page

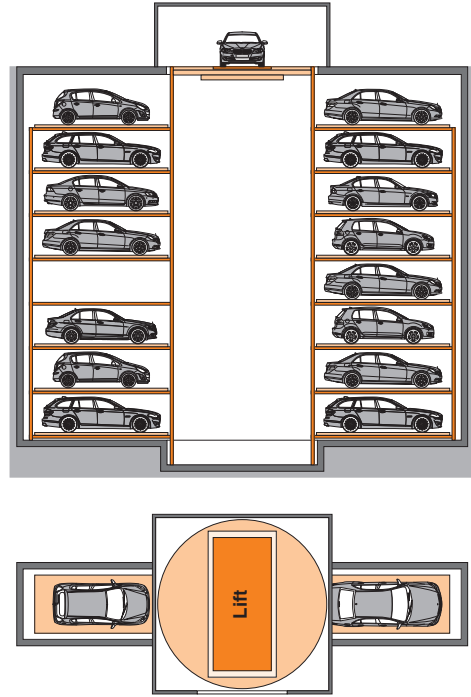
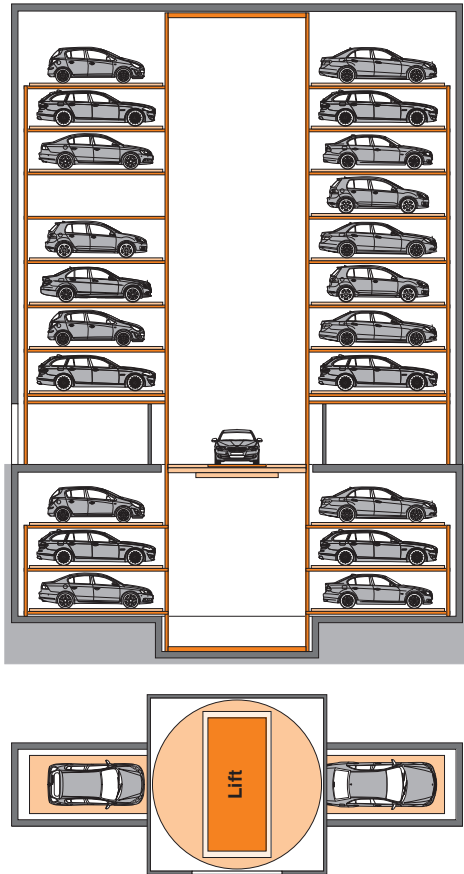
Page 2
Shaft

Page 3
Tower

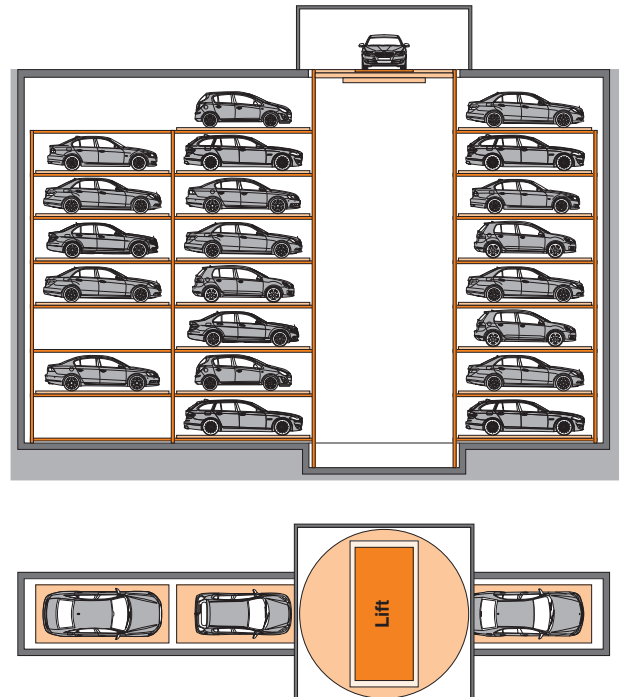
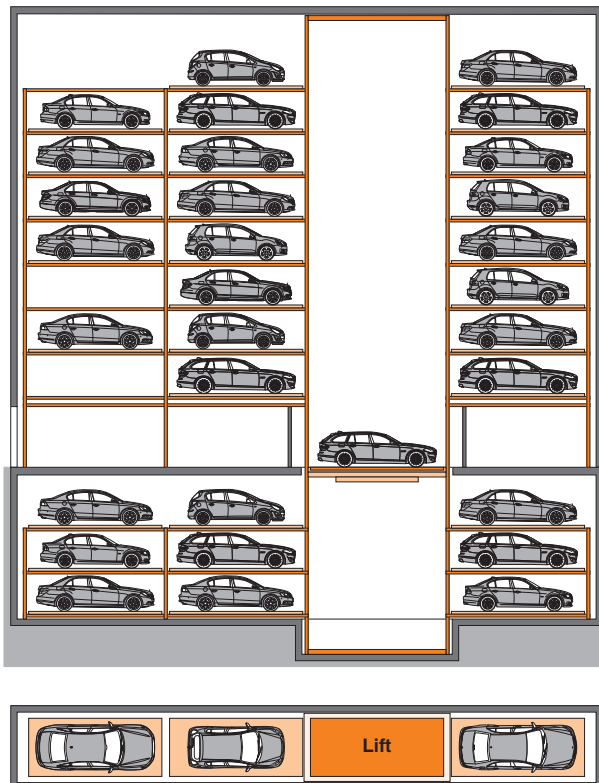
Page 4
Variants

Arrange options

Single-row arrangement



Multi-row arrangement



We reserve the right to change this specification without further notice

KLAUS Multiparking reserves the right in the course of technical progress to use newer or other technologies, systems, processes, procedures or standards in the fulfillment of their obligations other than those originally offered provided the customer derives no disadvantage from their so doing.